Tambora Stormy Linear

DMX Channels

FW 1.1
01/2026

This document is valid for Tambora Stormy Linear models.

LAYER CONCEPT

Tambora Stormy Linear has three different operating modes:
Basic
Standard
Advanced

The Basic modes allow to control the fixtures with a single colour layer.
The Standard mode allows user to select and manage countless type of graphic effects,
by enabling Pixels/Strobe Engine the users can control RGB or Strobe of any single LED.
Advanced mode allows easy control with independent overlapping layers that can operate simultaneously

LAYER CONCEPT
MAIN: control general fixture parameters.
BACKGROUND: Controls all LEDs as a single unit.
SHAPE: Enables the use of both static and dynamic shapes.
PIXELS: Manages the dimmer and strobe functions of the pixel mapping engine.
STROBE: Controls the LEDs, strobe effects, and shapes of the Strobe Engine.
In the “Advanced” channel mode, it is further divided into the following layers: BACKGROUND, SHAPE, and PIXELS.

The priority for displaying layers is as follows:

Ch. mode	*Basic*	*Standard*	*Advanced*
Level 1	PIXELS (when enabled)	PIXELS (when enabled)	SHAPE
Leve 2	BACKGROUND	SHAPE	PIXELS
Level 3	-	BACKGROUND	BACKGROUND

Layers SHAPE and PIXELS can be set in master or slave mode.
If a layer is set in master mode, the pixel become black with involved layer dimmer set at 0%
If a layer is set in slave mode, the layer become invisible with involved dimmer set at 0%
Pixel/Strobe Mapping function ON enable Pixel/Strobe Mapping engine. Function is activated in zero seconds.

DMX MODES

Mode	Number of Parameter	Colour Control	Notes
Basic	16	RGB	Colour control of 1 layer.
Standard	36	RGB WW CW	Colour control of 2 layer and strobe engine
Advanced	48	RGB WW CW	Colour control of 3 layers and strobe engine

IMPORTANT: The Standard is the default operating mode.

PIXELS ENGINE MODE

Mode	Number of Parameter	Colour Control	Notes
Disable	-	-	Disable the colour control for each LED
RGB	75	RGB	Colour control for each RGB LED
WW & CW	100	WW & CW	Control for each WW & CW LED
WW + CW	50	WW + CW	Control for WW & CW LEDs as single unit

DMX CHART

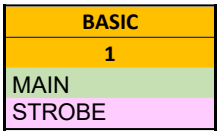

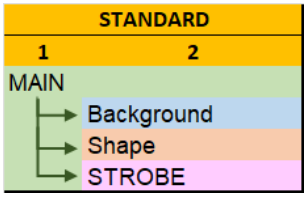

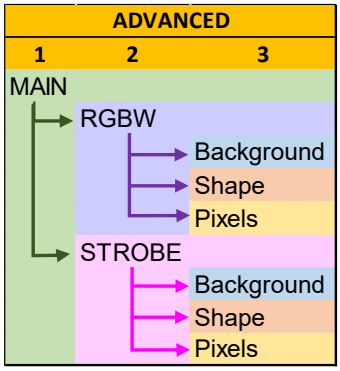

To ensure proper control of your fixtures using the console, we recommend creating a separate group for each individual instance. Take in consideration labeling, colors and the tree structure showed in the tabs above.

BASIC: requires 2 groups STANDARD: requires 5 groups ADVANCED: requires 9 groups

Tambora Stormy Linear

DMX Channels

FW 1.1
01/2026

DMX Channel	BASIC		STANDARD		ADVANCED	
1	MAIN	Shutter	MAIN	Shutter	MAIN	Shutter
2		Dimmer		Dimmer		Dimmer
3		Dimmer Fine		Dimmer Fine		Dimmer Fine
4		Function 1		Function 1		Function 1
5		Function 2		Function 2		Function 2
6		Red	BACKGROUND	Red	RGBW	Shutter
7		Green		Red fine		Dimmer
8		Blue		Green		Dimmer Fine
9		CTO		Green fine		xFade Transition
10		Color Crossfade		Blue	BACKGROUND	Red
11	STROBE	Shutter		Blue fine		Green
12		Duration		CTO		Blue
13		Rate		Color Crossfade		CTO
14		Dimmer		Shutter		Shutter
15		Warm White		Dimmer		Dimmer
16		Cold White	SHAPE	Red	SHAPE	Red
17	-	-		Green		Green
18	-	-		Blue		Blue
19	-	-		CTO		CTO
20	-	-		Shutter		Shutter
21	-	-		Dimmer		Dimmer
22	-	-		Shape Mode		Shape Mode
23	-	-		Shape Selection		Selection
24	-	-		Index / Speed		Index / Speed
25	-	-		Fade		Fade
26	-	-		Transition		Transition
27	-	-	STROBE	Shutter	PIX	Shutter
28	-	-		Duration		Dimmer
29	-	-		Rate	STROBE	Shutter
30	-	-		Dimmer		Dimmer
31	-	-		Warm White	BG	Shutter
32	-	-		Cold White		Duration
33	-	-		Shape Mode		Rate
34	-	-		Shape Selection		Dimmer
35	-	-		Index / Speed		Warm White
36	-	-		Fade		Cold White
37	-	-	-	-	SHAPE	Shutter
38	-	-	-	-		Dimmer
39	-	-	-	-		Warm White
40	-	-	-	-		Cold White
41	-	-	-	-		Shape Mode

DMX Channel	BASIC		STANDARD		ADVANCED	
42	-	-	-	-		Shape Selection
43	-	-	-	-		Index / Speed
44	-	-	-	-		Fade
45	-	-	-	-	PIXELS	Shutter
46	-	-	-	-		Dimmer
47	-	-	-	-		Warm White
48	-	-	-	-		Cold White

Pixels Engine DMX list

DMX Parameter	Pixels RGB Mode
1	Red 1
2	Green 1
3	Blue 1
4	Red 2
5	Green 2
6	Blue 2
⋮	⋮
73	Red 25
74	Green 25
75	Blue 25
-	-

DMX Parameter	Pixels STROBE WW&CW Mode	Pixels STROBE WW+CW Mode
1	WW 1	WW 1 + CW 1
2	WW 2	WW 2 + CW 2
⋮	⋮	⋮
49	WW 49	WW 1 + CW 1
50	WW 50	WW 2 + CW 2
51	CW 1	-
52	CW 2	-
⋮	⋮	-
		-
99	CW 49	-
100	CW 50	-

Led reference number

IMPORTANT: The image refer to the fixture with the option Reverse Mapping OFF

Function details

CHANNEL MODE BASIC	DMX DEFAULT VALUE	DMX VALUE	FUNCTION
1	000		**SHUTTER**
		000 - 005	Open
		006 - 010	Closed
		011 - 015	Open 2
		016 - 115	Linear 1-25 Hz
		116 - 120	Open 3
		121 - 150	Random Slow
		151 - 180	Random Medium
		181 - 210	Random Fast
		211 - 255	Open 4
2	000		**DIMMER**
		000 - 255	Linear 0 – 100%
3	000		**DIMMER FINE**
		000 - 255	Linear Fine Dimmer

CHANNEL MODE BASIC	DMX DEFAULT VALUE	DMX VALUE	FUNCTION
4	000		**FUNCTION 1**
			IMPORTANT: Setting are activated and saved holding the DMX level for three seconds.
		000 - 004	HOME-Zero
		005 - 009	Fan Auto (Default)
		010 - 014	Fan Silent
		015 - 019	Fan Theatre
		020 - 024	Fan Constant
		025 - 069	N/A
		070 - 074	Dimmer curve Linear (Default)
		075 - 079	Dimmer curve Quadratic
		080 - 084	Dimmer curve Square
		085 - 089	Dimmer curve Sine Wave
		090 - 094	Dimmer curve Sync Linear
		095 - 099	N/A
		100 - 104	Raw color channels gamma 1
		105 - 109	Raw color channels gamma 1.5
		110 - 114	Raw color channels gamma 2.2 (Default)
		115 - 119	N/A
		120 - 124	PWM frequency=600Hz
		125 - 129	PWM frequency=1200Hz
		130 - 134	PWM frequency=2000Hz (Default)
		135 - 139	PWM frequency=4000Hz
		140 - 144	PWM frequency=6000Hz
		145 - 149	PWM frequency=25000Hz
		150 - 159	N/A
		160 - 164	Display Off (Default)
		165 - 169	Display On
		170 - 249	N/A
		250 - 255	Default function recall

CHANNEL MODE BASIC	DMX DEFAULT VALUE	DMX VALUE	FUNCTION
5	000		**FUNCTION 2**
			IMPORTANT: Setting are activated and saved holding the DMX level for three seconds.
		000 - 004	HOME-Zero
		005 - 009	Pixel Map Disabled (Default)
		010 - 014	Pixel Map ON RGBW Mode
		015 - 019	Strobe Engine Disable (Default)
		020 - 024	Strobe Engine Warm White & Cold White
		025 - 029	Strobe Engine Warm White + Cold White
		030 - 039	N/A
		040 - 044	Reverse Mapping OFF (Default)
		045 - 049	Reverse Mapping ON
		050 - 059	N/A
		060 - 064	Pixels Master when dimmer @0
		065 - 069	Pixels Slave when dimmer @0
		070 - 074	Priority (Default)
		075 - 079	Merge HTP
		080 - 129	N/A
		130 - 134	Dimmer Fade OFF (Default)
		135 - 139	Dimmer Fade ON
		140 - 149	N/A
		150 - 154	Color Calibration OFF (Default)
		155 - 159	Color Calibration Factory
		160 - 164	Color Calibration Customized
		165 - 169	N/A
		170 - 174	Set customized calibration at full white
		175 - 179	Set customized calibration at 3200K
		180 - 184	Set customized calibration at 5600K
		185 - 189	N/A
		190 - 194	Save Customized Calibration
		195 - 249	N/A
		250 - 255	Default function recall

CHANNEL MODE BASIC	DMX DEFAULT VALUE	DMX VALUE	FUNCTION
6	000		**RED**
		000 - 255	Linear 0 – 100%
7	000		**GREEN**
		000 - 255	Linear 0 – 100%
8	000		**BLUE**
		000 - 255	Linear 0 – 100%
9	000		**CTO**
		000 - 009	OFF
		010 - 255	CTO from 8000K to 2700K
10	000		**COLOR CROSSFADE**
		000 - 255	Fast to Slow
11	000		**STROBE - SHUTTER**
		000 - 020	Open
		021 - 040	Closed
		041 - 060	Open 2
		061 - 080	Linear
		081 - 100	Ramp Up
		101 - 120	Ramp Down
		121 - 140	Ramp Up, Down
		141 - 160	Random
		161 - 180	Lightning
		181 - 200	Spikes (flash over low light)
		201 - 255	Open 3
12	000		**STROBE - DURATION**
		000 - 255	From 20ms to 1s
13	000		**STROBE - RATE**
		000 - 005	No Effect
		006 - 255	Strobe from low (0.3Hz) to fast (25Hz)
14	000		**STROBE - DIMMER**
		000 - 255	Linear 0 – 100%
15	000		**STROBE - WARM WHITE**
		000 - 255	Linear 0 – 100%
16	000		**STROBE - COLD WHITE**
		000 - 255	Linear 0 – 100%

CHANNEL MODE STANDARD	CHANNEL MODE ADVANCED	DMX DEFAULT VALUE	DMX VALUE	FUNCTION
1	1	000		**SHUTTER**
			000 - 005	Open
			006 - 010	Closed
			011 - 015	Open 2
			016 - 115	Linear 1-25Hz
			116 - 120	Open 3
			121 - 150	Random Slow
			151 - 180	Random Medium
			181 - 210	Random Fast
			211 - 255	Open 4
2	2	255		**DIMMER**
			000 - 255	Linear 0 – 100%
3	3	000		**DIMMER FINE**
			000 - 255	Linear fine dimmer
4	4	000		**FUNCTION 1**
				IMPORTANT: Setting are activated and saved holding the DMX level for three seconds.
			000 - 004	HOME-Zero
			005 - 009	Fan Auto (Default)
			010 - 014	Fan Silent
			015 - 019	Fan Theatre
			020 - 024	Fan Constant
			025 - 069	N/A
			070 - 074	Dimmer curve Linear (Default)
			075 - 079	Dimmer curve Quadratic
			080 - 084	Dimmer curve Square
			085 - 089	Dimmer curve Sine Wave
			090 - 094	Dimmer curve Straight
			095 - 099	N/A
			100 - 104	Raw color channels gamma 1
			105 - 109	Raw color channels gamma 1.5
			110 - 114	Raw color channels gamma 2.2 (Default)
			115 - 119	N/A
			120 - 124	PWM frequency=600Hz
			125 - 129	PWM frequency=1200Hz
			130 - 134	PWM frequency=2000Hz (Default)
			135 - 139	PWM frequency=4000Hz
			140 - 144	PWM frequency=6000Hz
			145 - 149	PWM frequency=25000Hz
			150 - 159	N/A
			160 - 164	Display OFF (Default)
			165 - 169	Display ON
			170 - 249	N/A
			250 - 255	Default function recall

CHANNEL MODE STANDARD	CHANNEL MODE ADVANCED	DMX DEFAULT VALUE	DMX VALUE	FUNCTION
5	5	000		**FUNCTION 2**
				IMPORTANT: Setting are activated and saved holding the DMX level for three seconds.
			000 - 004	HOME-Zero
			005 - 009	Pixel Map Disabled (Default)
			010 - 014	Pixel Map ON RGBW Mode
			015 - 019	Strobe Engine Disable (Default)
			020 - 024	Strobe Engine Warm White & Cold White
			025 - 029	Strobe Engine Warm White+Cold White
			030 - 039	N/A
			040 - 044	Reverse Mapping OFF (Default)
			045 - 049	Reverse Mapping ON
			050 - 059	N/A
			060 -064	Pixels Master when dimmer @0 (STD only)
			065 -069	Pixel Slave when dimmer @0 (STD only)
			070 - 074	Priority (Default)
			075 - 079	Merge HTP
			080 - 084	xFade (Shape/Pixels -> BG) (ADV only)
			085 - 089	xFade (BG/Pixels -> Shape) (ADV only)
			090 - 094	xFade (BG/Shape -> Pixels) (ADV only)
			095 - 129	N/A
			130 - 134	Dimmer Fade OFF (Default)
			135 - 139	Dimmer Fade ON
			140 - 149	N/A
			150 - 154	Color Calibration OFF (Default)
			155 - 159	Color Calibration Factory
			160 - 164	Color Calibration Customized
			165 - 169	N/A
			170 - 174	Set customized calibration at full white
			175 - 179	Set customized calibration at 3200K
			180 - 184	Set customized calibration at 5600K
			185 - 189	N/A
			190 - 194	Save Customized Calibration
			195 – 209	N/A
			210 - 214	Power Boost OFF (Default)
			215 - 219	Power Boost ON
			220 - 249	N/A
			250 - 255	Default function recall

CHANNEL MODE STANDARD	CHANNEL MODE ADVANCED	DMX DEFAULT VALUE	DMX VALUE	FUNCTION
-	6	000		**RGBA - SHUTTER**
			000 - 005	Open
			006 - 010	Closed
			011 - 015	Open 2
			016 - 115	Linear 1-25Hz
			116 - 120	Open 3
			121 - 150	Random Slow
			151 - 180	Random Medium
			181 - 210	Random Fast
			211 - 255	Open 4
-	7	255		**RGBA - DIMMER**
			000 - 255	Linear 0 – 100%
-	8	000		**RGBA - DIMMER FINE**
			000 - 255	Linear Fine Dimmer
-	9	000		**RGBA - XFADE TRANSITION**
			000 - 255	Linear 0 – 100%
6	10	000		**BACKGROUND - RED**
			000 - 255	Linear 0 – 100%
7	-	000		**BACKGROUND - RED FINE**
			000 - 255	Linear Fine Red
8	11	000		**BACKGROUND - GREEN**
			000 - 255	Linear 0 – 100%
9	-	000		**BACKGROUND - GREEN FINE**
			000 - 255	Linear Fine Green
10	12	000		**BACKGROUND - BLUE**
			000 - 255	Linear 0 – 100%
11	-	000		**BACKGROUND - BLUE FINE**
			000 - 255	Linear Fine Blue
12	13	000		**BACKGROUND - CTO**
			000 - 009	OFF
			010 - 255	CTO from 8000K to 2700K
13	-	000		**BACKGROUND - COLOR CROSSFADE**
			000 - 255	Fast to Slow
14	14	000		**BACKGROUND - SHUTTER**
			000 - 005	Open
			006 - 010	Closed
			011 - 015	Open 2
			016 - 115	Linear 1-25Hz
			116 - 120	Open 3
			121 - 150	Random Slow
			151 - 180	Random Medium
			181 - 210	Random Fast
			211 - 255	Open 4

CHANNEL MODE STANDARD	CHANNEL MODE ADVANCED	DMX DEFAULT VALUE	DMX VALUE	FUNCTION	
15	15	000		**BACKGROUND - DIMMER**	
			000 - 255	Linear 0 – 100%	
16	16	000		**SHAPE - RED**	
			000 - 255	Linear 0 – 100%	
17	17	000		**SHAPE - GREEN**	
			000 - 255	Linear 0 – 100%	
18	18	000		**SHAPE - BLUE**	
			000 - 255	Linear 0 – 100%	
19	19	000		**SHAPE - CTO**	
			000 - 009	OFF	
			010 - 255	CTO from 8000K to 2700K	
20	20	000		**SHAPE – SHUTTER**	
			000 - 005	Open	
			006 - 010	Closed	
			011 - 015	Open 2	
			016 - 115	Linear 1-25Hz	
			116 - 120	Open 3	
			121 - 150	Random Slow	
			151 - 180	Random Medium	
			181 - 210	Random Fast	
			211 - 215	Layer 2 Master when dimmer @0	
			216 - 220	Layer 2 Slave when dimmer @0	
			221 - 255	Open 4	
21	21	000		**SHAPE - DIMMER**	
			000 - 255	Linear 0 – 100%	
22	22	000		**SHAPE - SHAPE MODE**	
			000 - 005	Normal	
			006 - 130	Static	
			131 - 255	Dynamic	
23	23	000		**SHAPE - SHAPE SELECTION**	
			000 - 004	Effect 1	
			005 - 009	Effect 2	
			010 - 014	Effect 3	
			...	...	
			150 - 154	Effect 31	
			155 - 159	Effect 32	
			160 - 164	Effect 33	
			165 - 255	N/A	
24	24	000		**SHAPE - INDEX / SPEED**	
			000 - 255	Indexing	→ **Static mode**
			000 - 124	Speed from fast to slow, forward	→ **Dynamic mode**
			125 - 130	STOP	
			131 - 255	Speed from slow to fast, backward	

CHANNEL MODE STANDARD	CHANNEL MODE ADVANCED	DMX DEFAULT VALUE	DMX VALUE	FUNCTION
25	25	000		**SHAPE - FADE**
			000 - 005	OFF
			006 - 130	Fade (From fast to slow)
			131 - 255	Wake (From fast to slow)
26	26	000		**SHAPE - TRANSITION**
			000 - 255	Linear 0 – 100%
-	27	000		**PIXELS - SHUTTER**
			000 - 010	Open
			011 - 020	Closed
			021 - 030	Open 2
			031 - 130	Linear 1-25Hz
			131 - 140	Layer3 Master if Dimmer at 0
			141 - 150	Layer3 Slave if Dimmer at 0
			151 - 255	Open 3
-	28	000		**PIXELS - DIMMER**
			000 - 255	Linear 0 – 100%
-	29	000		**STROBE - SHUTTER**
			000 - 005	Open
			006 - 010	Closed
			011 - 015	Open 2
			016 - 115	Linear 1-25Hz
			116 - 120	Open 3
			121 - 150	Random Slow
			151 - 180	Random Medium
			181 - 210	Random Fast
			211 - 255	Open 4
	30	255		**STROBE - DIMMER**
			000 - 255	Linear 0 – 100%
27	31	000		**ST BACKGROUND - STROBE**
			000 - 020	Open
			021 - 040	Closed
			041 - 060	Open 2
			061 - 080	Linear
			081 - 100	Ramp Up
			101 - 120	Ramp Down
			121 - 140	Ramp Up, Down
			141 - 160	Random
			161 - 180	Lightning
			181 - 200	Spikes (flash over low light)
			201 - 255	Open 3
28	32	000		**ST BACKGROUND - STROBE DURATION**
			000 - 255	From 20ms to 1s
29	33	000		**ST BACKGROUND - STROBE RATE**
			000 - 005	No Effect
			006 - 255	Strobe from low (0.3Hz) to fast (25Hz)

CHANNEL MODE STANDARD	CHANNEL MODE ADVANCED	DMX DEFAULT VALUE	DMX VALUE	FUNCTION	
30	34	000		**ST BACKGROUND - DIMMER**	
			000 - 255	Linear 0 – 100%	
31	35	000		**ST BACKGROUND - WARM WHITE**	
			000 - 255	Linear 0 – 100%	
32	36	000		**ST BACKGROUND - COLD WHITE**	
			000 - 255	Linear 0 – 100%	
-	37	000		**ST SHAPE - SHUTTER**	
			000 - 005	Open	
			006 - 010	Closed	
			011 - 015	Open 2	
			016 - 115	Linear 1-25Hz	
			116 - 120	Open 3	
			121 - 150	Random Slow	
			151 - 180	Random Medium	
			181 - 210	Random Fast	
			211 - 215	Layer2 Master when Dimmer at 0	
			216 - 220	Layer2 Slave when Dimmer at 0	
			221 - 255	Open 4	
-	38	000		**ST SHAPE - DIMMER**	
			000 - 255	Linear 0 – 100%	
-	39	000		**ST SHAPE - WARM WHITE**	
			000 - 255	Linear 0 – 100%	
-	40	000		**ST SHAPE - COLD WHITE**	
			000 - 255	Linear 0 – 100%	
33	41	000		**ST SHAPE - SHAPE MODE**	
			000 - 005	Normal	
			006 - 130	Static	
			131 - 255	Dynamic	
34	42	000		**ST SHAPE - SHAPE SELECTION**	
			000 - 004	Effect 1	
			005 - 009	Effect 2	
			010 - 019	Effect 3	
			...	...	
			150 - 154	Effect 31	
			155 - 159	Effect 32	
			160 - 164	Effect 33	
			165 - 255	-	
35	43	000		**ST SHAPE - INDEX / SPEED**	
			000 - 255	Indexing	→ **Static mode**
			000 - 124	Speed from fast to slow, forward	→ **Dynamic mode**
			125 - 130	STOP	
			131 - 255	Speed from slow to fast, backward	

CHANNEL MODE STANDARD	CHANNEL MODE ADVANCED	DMX DEFAULT VALUE	DMX VALUE	FUNCTION
36	44	000		**ST SHAPE - FADE**
			000 - 005	OFF
			006 - 130	Fade (From fast to slow)
			131 - 255	Wake (From fast to slow)
-	45	000		**ST PIXELS - SHUTTER**
			000 - 010	Open
			011 - 020	Closed
			021 - 030	Open 2
			031 - 130	Linear 1-25Hz
			131 - 140	Layer3 Master if Dimmer at 0
			141 - 150	Layer3 Slave if Dimmer at 0
			151 - 255	Open 3
-	46	000		**ST PIXELS - DIMMER**
			000 - 255	Linear 0 – 100%
-	47	000		**ST PIXELS - WARM WHITE**
			000 - 255	Linear 0 – 100%
-	48	000		**ST PIXELS - COLD WHITE**
			000 - 255	Linear 0 – 100%

Function details – Pixels

RGB	DMX Default Value	Bit Value	Function
1	000	000 - 255	**RED LED 1** Linear 0 – 100%.
2	000	000 - 255	**GREEN LED 1** Linear 0 – 100%.
3	000	000 - 255	**BLUE LED 1** Linear 0 – 100%.
4	000	000 - 255	**RED LED 2** Linear 0 – 100%.
5	000	000 - 255	**GREEN LED 2** Linear 0 – 100%.
6	000	000 - 255	**BLUE LED 2** Linear 0 – 100%.
⋮		⋮	---
73	000	000 - 255	**RED LED 25** Linear 0 – 100%.
74	000	000 - 255	**GREEN LED 25** Linear 0 – 100%.
75	000	000 - 255	**BLUE LED 25** Linear 0 – 100%.

Function details – Strobe WW & CW

WW&CW	DMX Default Value	Bit Value	Function
1	000	000 - 255	**WW LED 1** Linear 0 – 100%
2	000	000 - 255	**WW LED 2** Linear 0 – 100%
3	000	000 - 255	**WW LED 3** Linear 0 – 100%
⋮	⋮	⋮	---
48	000	000 - 255	**WW LED 48** Linear 0 – 100%
49	000	000 - 255	**WW LED 49** Linear 0 – 100%
50	000	000 - 255	**WW LED 50** Linear 0 – 100%
51	000	000 - 255	**CW LED 1** Linear 0 – 100%
52	000	000 - 255	**CW LED 2** Linear 0 – 100%
53	000	000 - 255	**CW LED 3** Linear 0 – 100%
⋮	⋮	⋮	---
98	000	000 - 255	**CW LED 48** Linear 0 – 100%
99	000	000 - 255	**CW LED 49** Linear 0 – 100%
100	000	000 - 255	**CW LED 50** Linear 0 – 100%

Function details – Strobe WW + CW

WW+CW	DMX Default Value	Bit Value	Function
1	000	000 - 255	**WW LED 1** and **CW LED 1** Linear 0 – 100%
2	000	000 - 255	**WW LED 2** and **CW LED 2** Linear 0 – 100%
3	000	000 - 255	**WW LED 3** and **CW LED 3** Linear 0 – 100%
⋮	⋮	⋮	---
48	000	000 - 255	**WW LED 48** and **CW LED 48** Linear 0 – 100%
49	000	000 - 255	**WW LED 49** and **CW LED 49** Linear 0 – 100%
50	000	000 - 255	**WW LED 50** and **CW LED 50** Linear 0 – 100%

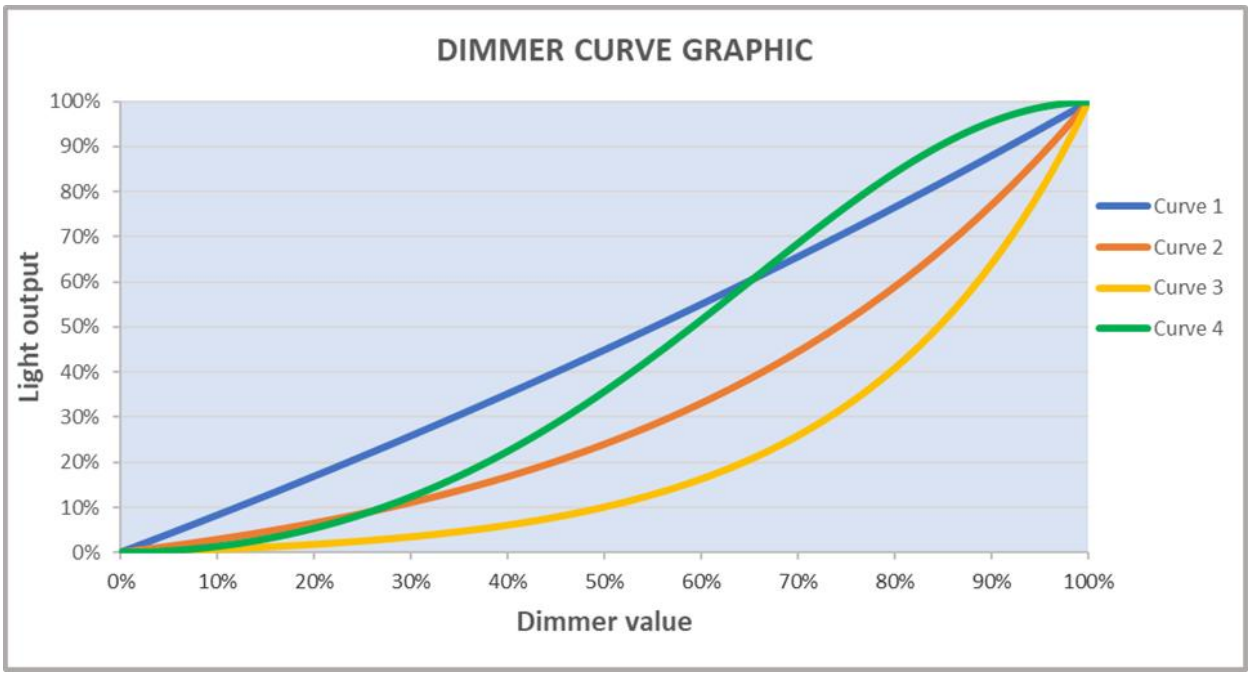
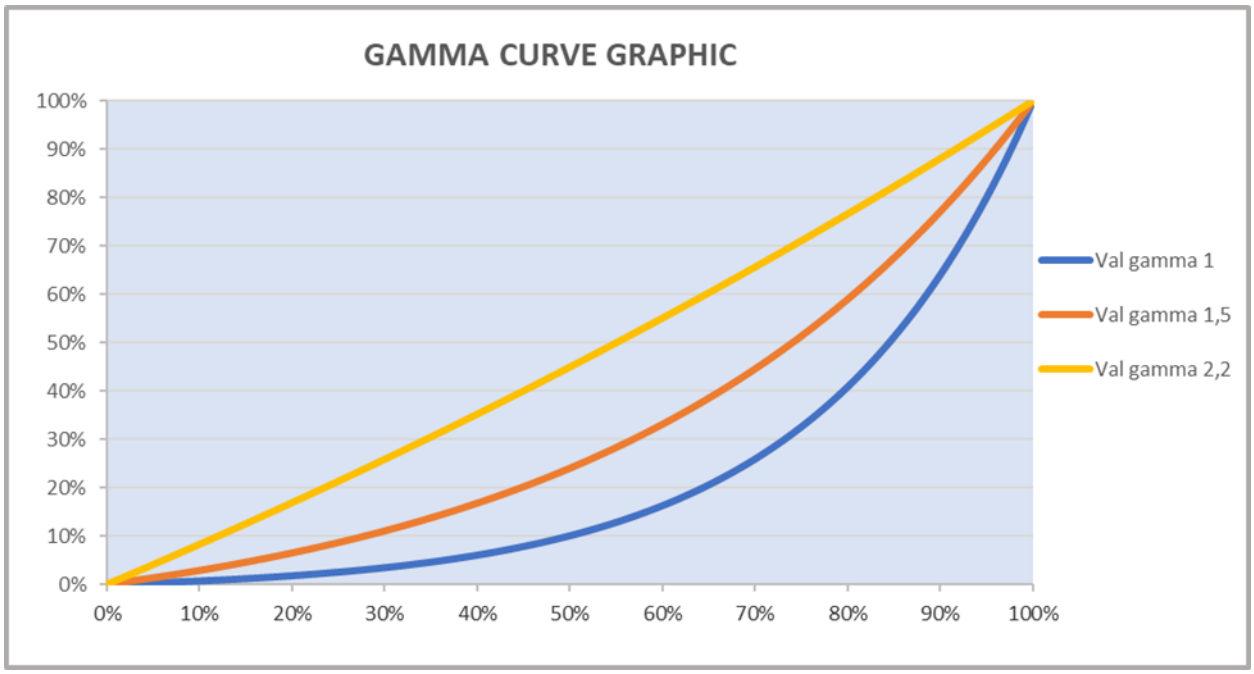
IMPORTANT NOTE: Dimmer Curve 5 has all the Leds synchronized, for balanced behavior in white.