

Type(s)
Project
Date
Notes



GENERAL INFORMATION

Mosaic Atlas controls your largest projects. Mapping large LED pixel arrays for building facades, bridges, and presentation walls is now simple. Play video content across a pixel array, or incorporate a range of creative, generative effects. Mosaic Atlas is available in capacities ranging from 25,600 to more than 768,000 addresses from a single controller

Mosaic Atlas communicates with other network devices using Ethernet protocols or you can play digital video content across your array from locally stored HD media files or an onboard live video input. Because Atlas integrates with all other Mosaic family products, it is the perfect addition for any expanding pixel array installation.

APPLICATIONS

- High pixel count mapping

FEATURES

- Playback for a wide range of fixture types and video panels
- Pixel mapping for video effects
- DMX-over-Ethernet data output
- Built in triggering interface with conditional logic and timeclock based controls
- **VideoConnect**: digital-video input for live-video mapping
- **RealEngine**: ensures an accurate representation of your show whether in software simulation or when played live to connected controllers
- **DesignerAccess**: internal web server with active pages providing status, configuration information, remote monitoring, and remote show uploads
- Programmed and configured using Mosaic Designer software

REGULATORY AND COMPLIANCE

- cETLus Listed
 - Conforms to UL-60950-1
 - Certified to CAN/CSA-C22.2 No. 60950-1
- CE Compliant
- California Title 20/24 compliant

ORDERING INFORMATION

Atlas Controllers

MODEL	DESCRIPTION
MALC50	Mosaic Atlas 25,600 Address Controller
MALC100	Mosaic Atlas 51,200 Address Controller
MALC250	Mosaic Atlas 128,000 Address Controller
MALC500	Mosaic Atlas 256,000 Address Controller
MALC1000	Mosaic Atlas 512,000 Address Controller
MALC1500	Mosaic Atlas 768,000 Address Controller
MALC-B	Mosaic Atlas Backup Controller

Related Show Controllers

MODEL	DESCRIPTION
MTPC	Tessera Panel Controller
MSC_1	Mosaic Show Controller
MSCX	High Capacity Show Controller
MALCP	Mosaic Atlas Pro Controller

¹ Available with one(1), two(2) or four(4) DMX universe output(s)

Related Products

MODEL	DESCRIPTION
M108-__	Button Station
M-TS	Mosaic Touchscreen
MRIO-I/O	Input/ Output Remote Device w/ Serial



SPECIFICATIONS

GENERAL

- Support for a single, large pixel map of fixtures
- Support for sACN, KiNet, Pathport, Art-Net and digital video
- Supports triggering from sACN and Artnet level input
- Battery-backed real-time, astronomical and lunar timeclock
- Triggering and show-control integration using optional remote devices
- Five year warranty

FUNCTIONAL

- DVI video (HDMI compatible) input for live video at up to 1080p30 with support for all major formats including H.264/ MPEG-4 AVC, MJPEG and QuickTime
- Scalable up to 40 Mosaic Controllers using standard Ethernet networking
- Project data stored in non-volatile, solid-state memory
- Resumes output automatically upon receiving power
- Supports conditional logic and scripting for integration
- Software and configuration upload using Ethernet
- Resumes playback automatically upon receiving power
- Ethernet integration with Mosaic RIO modules, Button Stations, and other Mosaic Show Controllers
- Integrated web server provides active monitoring and remote triggering using Ethernet

MECHANICAL

- Low profile, one E.I.A 19" rack unit tall
- Rugged aluminum enclosure with integrated heatsink
- Plug-able rear panel data and power connections

ELECTRICAL

- 100–240 VAC, 50/60 Hz power input using IEC connector - Typical power consumption 40 W, maximum 50 W
- Two 10/100/1000 Ethernet ports for data output, programming and system integration
- One DVI video input port for live video input
- One DB9 port for RS232 serial integration

THERMAL

- Ambient temperature: 0°–50° C (32°–122° F)
- 10–50% relative humidity, non-condensing

PHYSICAL

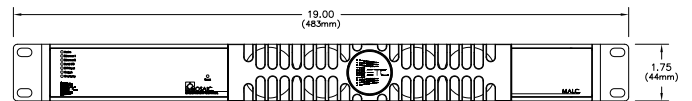
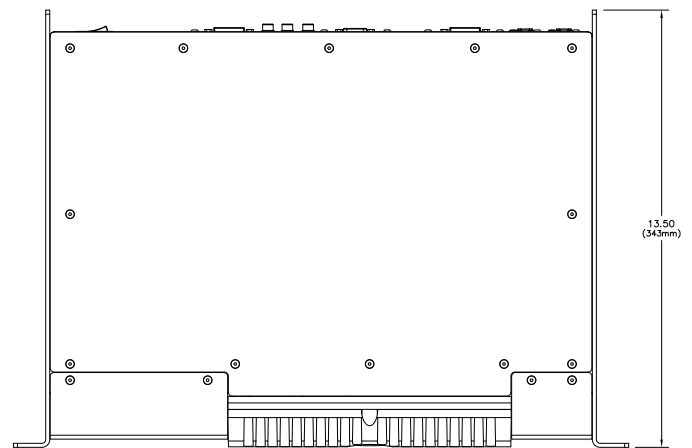
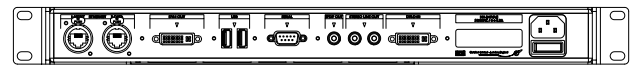
Atlas Dimensions*

MODEL	HEIGHT		WIDTH		DEPTH	
	in	mm	in	mm	in	mm
All Models	1.75	45	19.0	483	13.5	343

Atlas Weights*

MODEL	WEIGHT		SHIPPING WEIGHT	
	lb	kg	lb	kg
All Models	7.0	3.1	11.0	5.0

*Weights and dimensions typical



Corporate Headquarters • Middleton, WI USA
 Global Offices • London, UK • Rome, IT • Holzkirchen, DE • Paris, FR • Hong Kong
 Dubai, UAE • Singapore • New York, NY • Orlando, FL • Los Angeles, CA • Austin, TX
 Copyright©2021 ETC. All Rights Reserved. All product information and specifications subject to change. Rev J 2021-11
 *Trademark and patent info: etconnect.com/IE