


# PROTECH LED

be creative



## LED STRIP SPECIFICATION

AT-RGBW30-COB



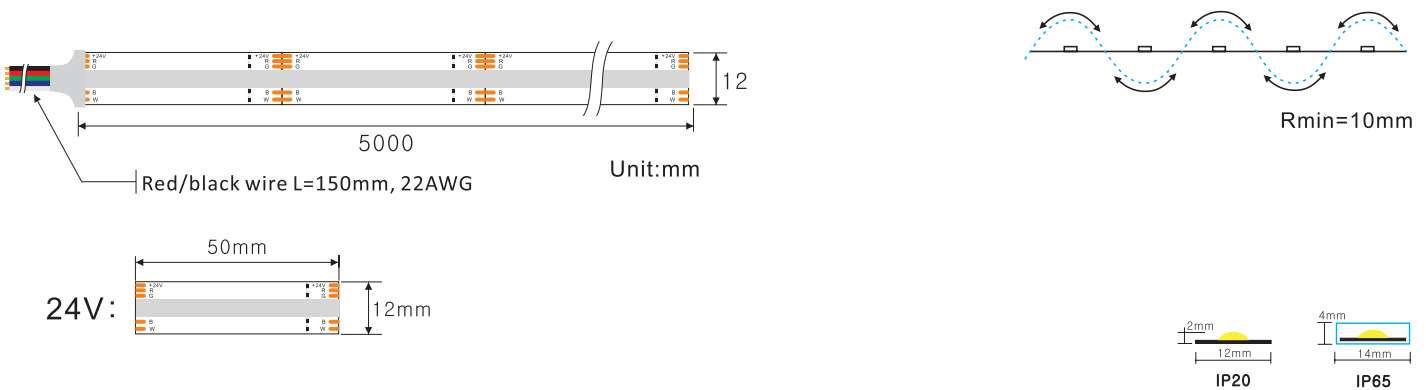
## AT-RGBW30-COB

### DESCRIPTION

24V, RGBW flexible COB strip (Step length: 24V=50mm), with 3M adhesive tape on the back for easy installed. RGBW color, 180° beam angle.



### DIMENSIONS & WATERPROOF



### PRODUCT SPECIFICATION

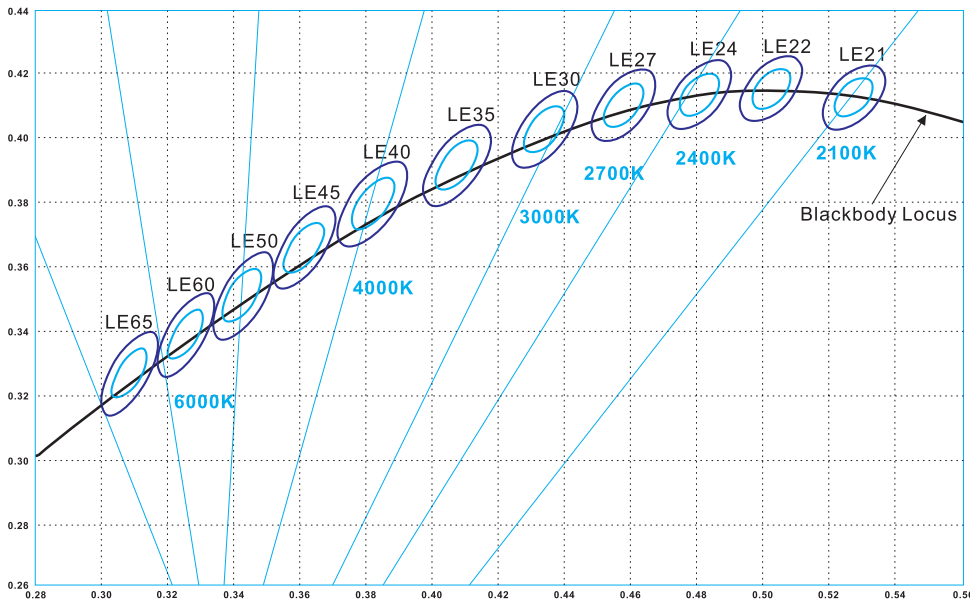
Dimension	5000x12x2mm	Voltage (V)	DC24V
Chip Type	COB	Power (W/m)	16W
Chips/m	560 pcs	CRI	> 80
Step LEDs	28 pcs	Beam Angle	180°
Step Length	50 mm	Operation Temperature	-20°C~50°C

### PRODUCT PHOTOMETRICS (DATA BASE ON IP20 CRI>80)

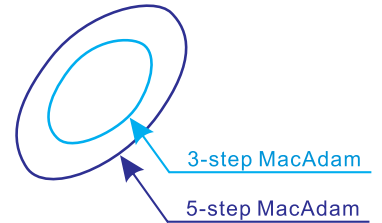
Color	Peak Wavelength (nm)	Dominant Wavelength (nm)	Lumen (lm/m)	Power (w/m)	Efficacy (lm/w)
Red	628.5	620.3	137.20	4.07	33.71
Green	518.0	523.7	266.40	3.85	69.17
Blue	462.9	467.1	77.11	3.91	19.70
3000K	/	/	253.50	3.71	68.22
RGB + 3000K	/	/	711.80	15.65	45.48

**AT-RGBW30-COB**

**BINING**



Graphic Description:



- IP20: bare, max. light output and the best color consistency, indoor use.
- IP65: Silicon tube/ Heat shrink tube | Extrusion tube | U milky tube+ clear cover, ~3% less output and 2nd best color consistency, Indoor use or semi-outdoor use, for raining environments.

**PRECAUTIONS FOR USE**

1. To protect the LED light strip, do not hit the light-emitting area with hard things.
2. After unpacking, please use in 24H to avoid the oxidation effect of solder joints.
3. Avoid direct contact with high temperature objects in the light-emitting area of the lamp, and the instantaneous contact temperature of the surface of the light-emitting area should be less than 210 °C.
4. The soldering iron temperature should be less than 300° during soldering, and the soldering time of single solder should be controlled within 3s.

5. It is strictly forbidden to twist the lamp with short distance.

The single lamp strip (0.5 m) has a maximum twist angle of 720°



6. The bend diameter at any position needs to be greater than 1cm